



PRODUCT MANUAL

xlrCON® TOP XX-Series |

NC3FDXX-TOP & NC3MDXX-TOP &
NC5FDXX-TOP & NC5MDXX-TOP

1 Connector installation



Example (NC3FDXX-TOP) of preassembled **Delivery**.

✓ IP 65 & IP 66
airtightness



Panel thickness: ≥ 2.0 mm [0.08"]
(without airtightness) ≥ 1.0 mm [0.04"]

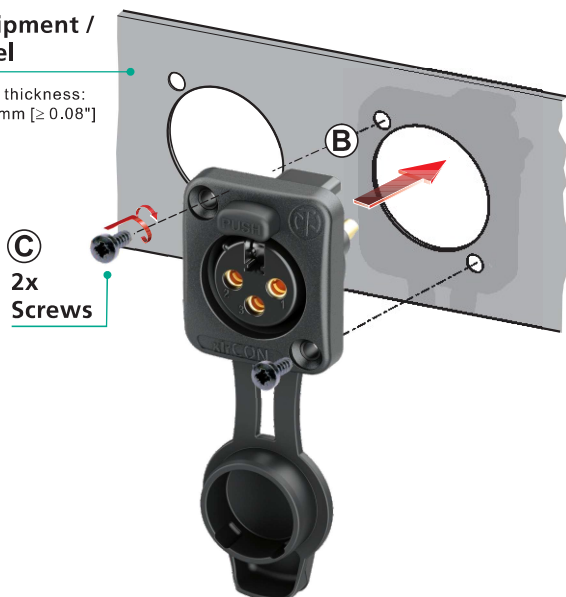
Panel thickness recommendation is based only on metal panels and may differ for other materials.

Step 1: Combine connector parts

Ⓐ Combine flange and sealing cap
Female version ONLY.

Equipment / Panel

Panel thickness:
 ≥ 2.0 mm [≥ 0.08 "]



Ⓒ
2x
Screws

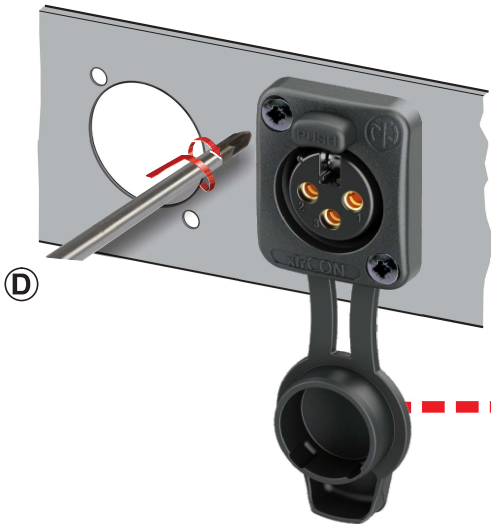
Step 2: Assembly

Ⓑ Insert the receptacle from the front into the panel.




Ⓒ Position the screw and fasten it.
(Recommended screw look at Point 2. B)

NOTE: Before assembly, check that the sealing surface of the panel and the receptacle are clean.





D ATTENTION:
Tightening torque $M_A = 40 - 60 \text{ Ncm}$

   POZIDRIV® #1

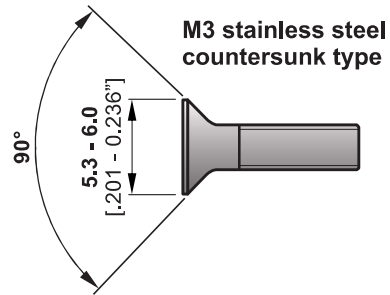
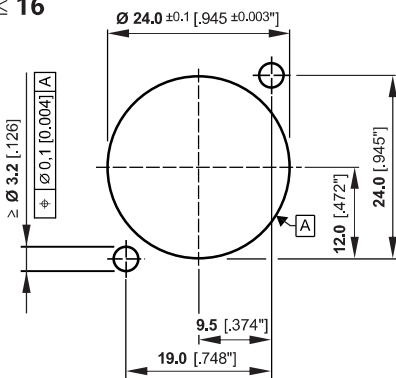
NOTE: Lubricate sealing lip with silicon from time to time.

2 Additional information

A Panel Cutout (Rear Side)

B Recommended screw

Rz ≤ 16



3 Compatibility information

■ The products are suitable for use with the intended product combinations. When used with other products, the suitability and safety must be assessed before use and, if necessary, suitable safety measures must be taken.

	in combination with	Certified acc. to:
NC3FDXX-TOP	NC3MX1-TOP	IEC 62368-1:2018 EN IEC 62368-1:2020 +A11:2020 UL 62368-1 Ed.3 CSA C22.2 No. 62368-1:19
NC3MXX-TOP	NC3FX1-TOP	IEC 62368-1:2018 EN IEC 62368-1:2020 +A11:2020 UL 62368-1 Ed.3 CSA C22.2 No. 62368-1:19
NC5FDXX-TOP	NC5MX1-TOP	IEC 62368-1:2018 EN IEC 62368-1:2020 +A11:2020 UL 62368-1 Ed.3 CSA C22.2 No. 62368-1:19
NC5MDXX-TOP	NC5FX1-TOP	IEC 62368-1:2018 EN IEC 62368-1:2020 +A11:2020 UL 62368-1 Ed.3 CSA C22.2 No. 62368-1:19





4 Application and Safety Instructions

A Assembly

- When assembling and processing the product, ensure the use of appropriate personal protective equipment.
- Neutrik components must only be assembled with designated and specified Neutrik components.
- Replacement parts are suitable only when used in combination with the designated components. The product's characteristics are guaranteed only in the intended combination.
- The male products are to be used exclusively as received connectors so that they touch male contacts are never under load when unplugged.
- The product may only be soldered by trained professionals.

B Application

- The product is exclusively intended for installation in electronic equipment or similar devices.
- The product is not intended for use in medical applications.
- The product is not intended for use in potentially explosive or flammable environments.
- The product is not intended for use as climbing aids. Attention electrical hazards.

C Operation

- Children must be supervised to ensure that they do not play with the product.
- Ensure that the contact surfaces are dry before plugging in.
- Product surfaces may cause burns at elevated ambient temperatures. Ensure the use of appropriate protective equipment.
- Neutrik products shall only be combined with products from Neutrik Group brands.
- Do not plug under load.

D Cleaning

- Clean only with dry and lint-free materials or compressed air.
- The product must not be cleaned while under load. The product may only be cleaned while it is not connected to any voltage and without the use of cleaning agents.

E Damages

- Handle products with care.
- In case of visible damages, check the suitability of the product for use.
- The product must be checked regularly for suitability.
- The local maintenance regulations must be followed.

F Storage

- The product must be stored in a dry and clean place at temperatures between -10 °C and $+35\text{ °C}$ at a maximum relative humidity of 60%.
- The product must be protected from temperature fluctuations.
- The product must be protected from excessive air pollution.
- The product must be protected from mechanical impact.





More Information on the website

<https://www.neutrik.com/en/products/audio/xlr>



Document No.: BDA 699 V1
Date: 2024-10-22

Neutrik AG | LI-9494 Schaan

www.neutrik.com

Data subject to change without prior notice. © 2024 NEUTRIK®, NEUTRIK® are registered trademark of Neutrik AG. ALL RIGHTS RESERVED.